


## Preliminary Specifications

- ◆ Combines or Splits Tx and Rx Signals for 700 MHz Systems Lower ABC and Upper C Blocks
- ◆ <-153 dBc specified PIM
- ◆ High Isolation
- ◆ Low Insertion Loss
- ◆ Up to 60W power
- ◆ High reliability



Similar Model

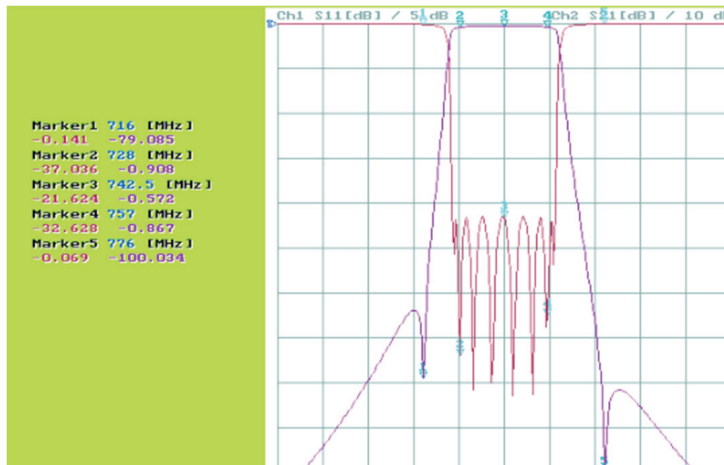
Microlab Cavity Duplexer Model BL-39N allows combination and separation of the Tx and Rx signals in a duplex 700 MHz lower A, B, C blocks and upper C block signals. Units provide high isolation, and low insertion loss.

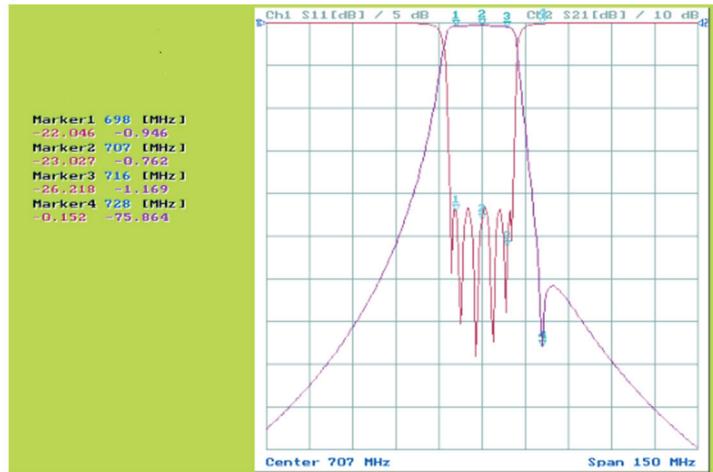
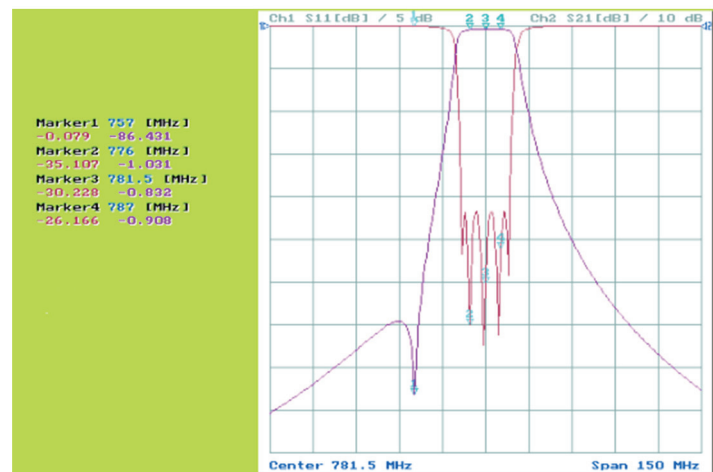
Attention to mechanical design, ensures low loss, and high reliability. Other models available for different bands and powers. (01/14).

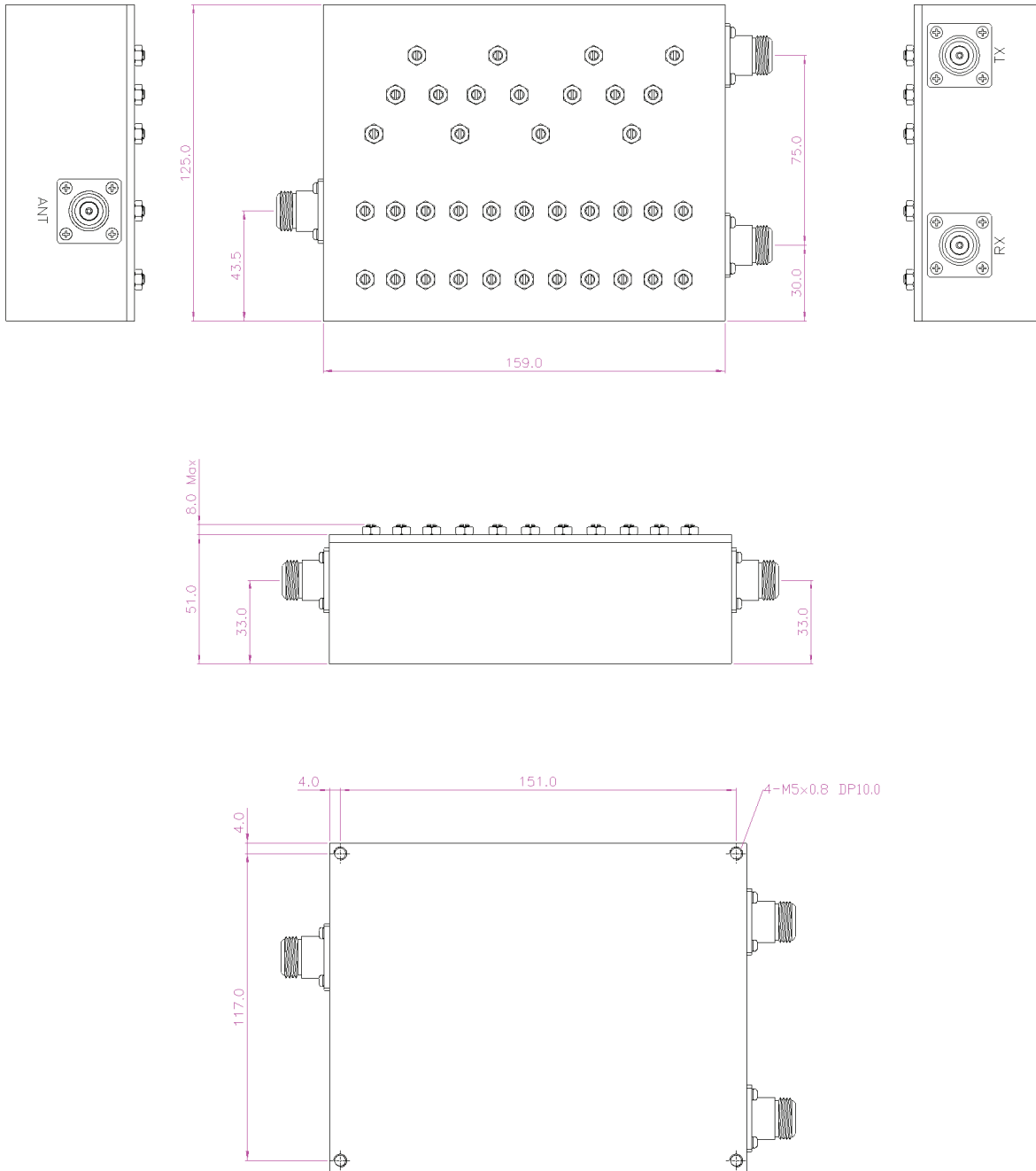
Rx Passband:	698-716 & 776-787 MHz (Rx Port)
Tx Passband:	728-757 MHz (Tx Port)
Insertion Loss:	1.3 dB max.
Passband Ripple:	0.8 dB max.
Return Loss, all ports:	18 dB min.
PIM (Intermod):	<-153 dBc (measured in Rx Block using two +43 dBm tones in corresponding Tx Block)
Input Isolation:	>60dB (between Tx/Rx bands)
Out of Band Rejection:	>55dB, DC-740 & 806-894 MHz
Power Rating:	60W avg., 5 kW peak
Impedance:	50Ω nominal
Environment:	-20°C to +60°C, IP64
Finish: Connectors:	N (f) triplated
Housing Finish:	Black Epoxy Paint

### Simulation Data

Tx (728-768 MHz)



**Simulation Data**
**Rx (698-716 MHz)**

**Rx (776-798 MHz)**




All dimensions in mm  
nominal