


- ◆ Integrates AWS-1, AWS-3 & PCS/GSM Bands
- ◆ 50 dB Input Isolation
- ◆ Minimal RF Insertion Loss & Ripple
- ◆ Includes Mounting Bracket
- ◆ Low PIM Guaranteed
- ◆ Up to 250 W CW/Input Avg.
- ◆ Rugged, High Reliability,
- ◆ RoHS compliant



BK-741D Shown



Model Number	Assembly Type	Connector Type	Max Power per Input	Weight, nom. lb. (kg)
BK-741D	Single	7-16 long	250W	4.1 (1.9)
BK-741DW	Dual	7-16 long	250W	8.3 (3.8)
BK-741E	Single	4.3-10	250W	4.1 (1.9)
BK-741N	Single	N type	250W	4.1 (1.9)

Microlab BK-741 is a Diplexer which allow combination and separation of the signals in the AWS bands 1695 - 1780 MHz and 2110 - 2180 MHz with the PCS band 1850 - 2000 MHz. To minimize band inter-reaction, the inputs are well isolated and have minimal insertion loss over their respective frequency bands.

The Diplexer has been designed using passive, proprietary techniques which minimizes cost and size. At the same time it ensures minimal loss and very high reliability at input powers up to 250W per input.

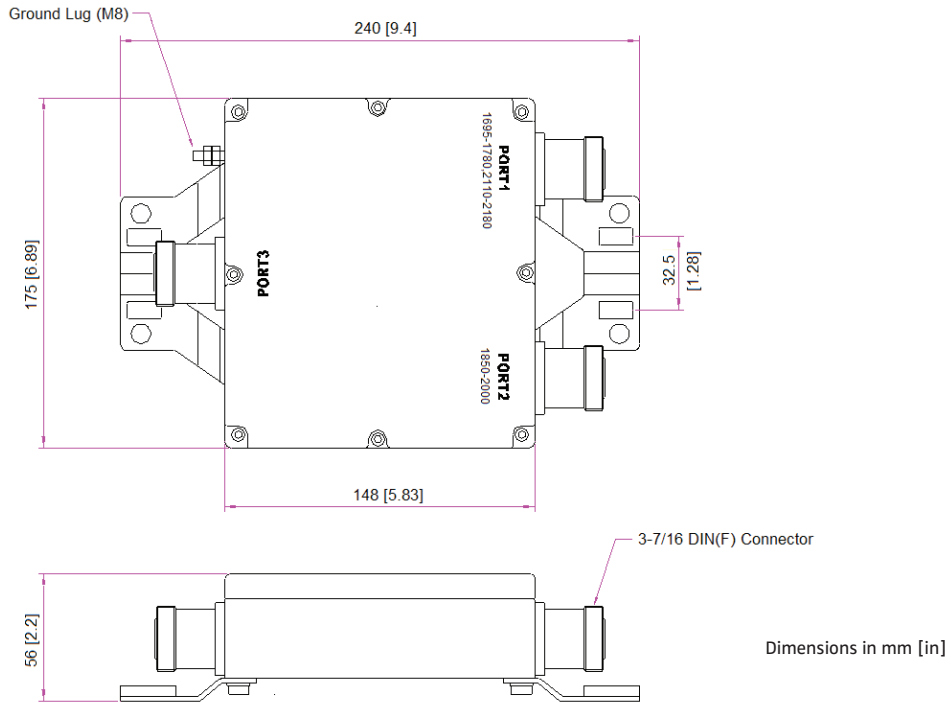
Mounting brackets are included.

Frequency Bands:	
Port 1 - Port 3:	1695-1780 & 2110-2180 MHz
Port 2 - Port 3:	1850 - 2000 MHz
Phase Linearity:	±3° max. in any 4 MHz band
Group Delay:	10 ns max. in any 4 MHz band
Passband Ripple:	<0.4 dB in any 4 MHz band
P1:P2 Isolation:	>50 dB in band
VSWR, all ports:	<1.25:1
Passband Loss:	<0.3 dB
Intermod. Distortion:	<-161 dBc (2 x +43dBm tones)
DC Path:	All paths
Impedance:	50Ω nominal
Ground Lug:	M8 Screw
Environment:	-40°C to +85°C, IP67
Lightning Protection:	8/20μs. 20kA
	10/350μs, 3kA (port ANT)
Finish: Connectors:	N(f), 4.3-10 or 7-16 (f) triplate
Housing:	Grey color epoxy coating

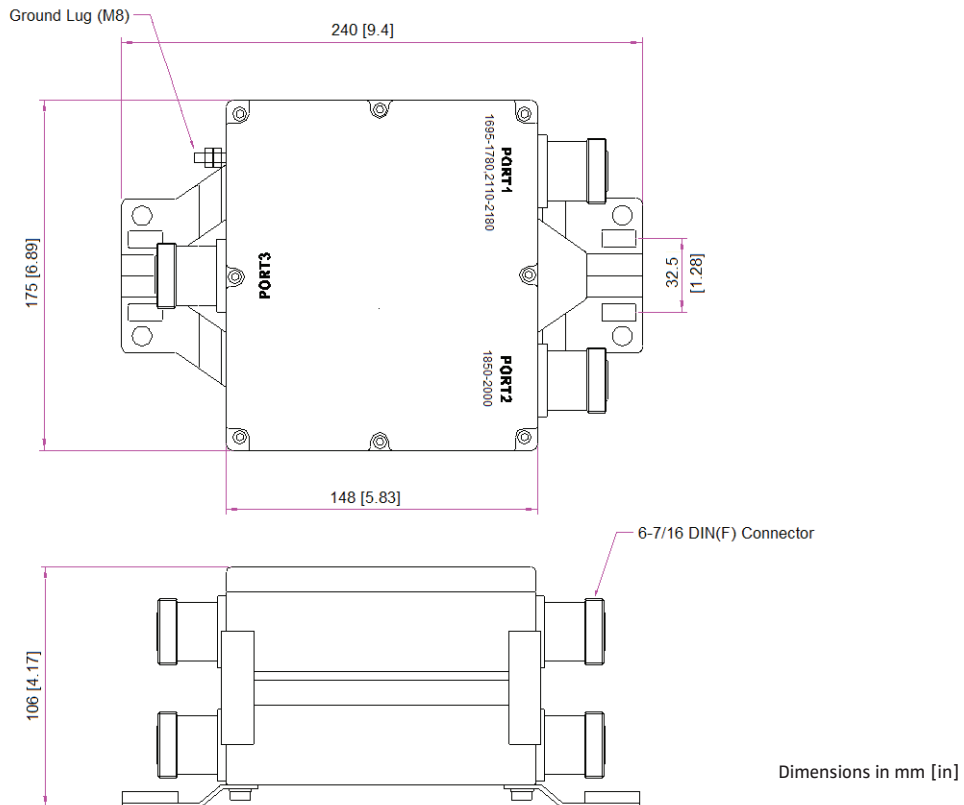
Note: Specifications are subject to change without prior notification.

27APR2016

Outline BK-741D



Outline BK-741DW



Outline
BK-741N and BK-741E

